

Entrance via Kingsland Road

NORTH LAWNS

Exit via Kingsland Road

35m

NL1 Freddies Flowers	NL2 Barons Court	NL3 Committee of Taste	NL4 Chelsea Textiles	NL5 Kankan + HomeWorks	NL6 Happy Squares	NL7 Liha Beauty	NL8 The Cornrow	NL9 Thrown	NL10 MOTH
----------------------------	------------------------	------------------------------	----------------------------	------------------------------	-------------------------	-----------------------	-----------------------	---------------	--------------



Lawns = 35m x 28m

Stalls = 3m x 3m

Meaning we can fit 10 on the long side of the lawn and 5 on the short. 25 stalls total.

Stalls will face inwards.

Track matting will be placed in front of stalls to allow access for pushchairs and wheelchairs on the lawns.


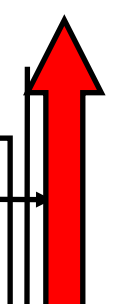


NL11 M Kardana	NL12 The Garnered	NL13 Jayne Pickering	NL14 Lucy Irby	NL15 Victoria Ceraduo	NL16 Be Still Ceramics	NL17 Plum & Ashby	NL18 Straw	NL19 Maria Lemos	NL20 Modern Art Hire
-------------------	-------------------------	----------------------------	-------------------	-----------------------------	------------------------------	-------------------------	---------------	------------------------	----------------------------

Access to Georgian Room for stallholder storage and refreshment.

Access to Plain English Kitchen for workshops

28m



SOUTH LAWN


Exit to Kingsland Road

Entrance from Kingsland Road

SL10 Line and Honey	SL9 Gini Bean	SL8 Chocolate Factory	SL7 Saz Misfud	SL6 Lore Candles	SL5 Arbala	SL4 Copper 29	SL3 Christina Wilson-Elms	SL2 Bloomsbury Revisited	SL1 Annie Alison Designs
------------------------	------------------	--------------------------	-------------------	---------------------	---------------	------------------	------------------------------	-----------------------------	-----------------------------



SL22 The Asian Grocer
SL23 Pophams Bakery
SL24 Tati Kitchen



Lawns = 35m x 28m

Stalls = 3m x 3m

Meaning we can fit 10 on the long side of the lawn and 5 on the short. 25 stalls total.

Stalls will face inwards.

Track matting will be placed in front of stalls to allow access for pushchairs and wheelchairs on the lawns.



SL20 Lisa Todd Designs	SL19 East London Cloth	SL18 Rooms of Clapton	SL17 Jermaine Gallacher	SL16 House and Garden	SL15 Lucinda Chambers	SL14 Caramel	SL13 By Alice	SL12 Maya Nije	SL11 Weruzo
---------------------------	---------------------------	--------------------------	----------------------------	--------------------------	--------------------------	-----------------	------------------	-------------------	----------------

Atrium for access to Museum and disabled facilities

Staff building and Victorian Annex for stallholder storage and refreshments

